

CURRICULA FEEDBACK ANALYSIS REPORT

2020-2021

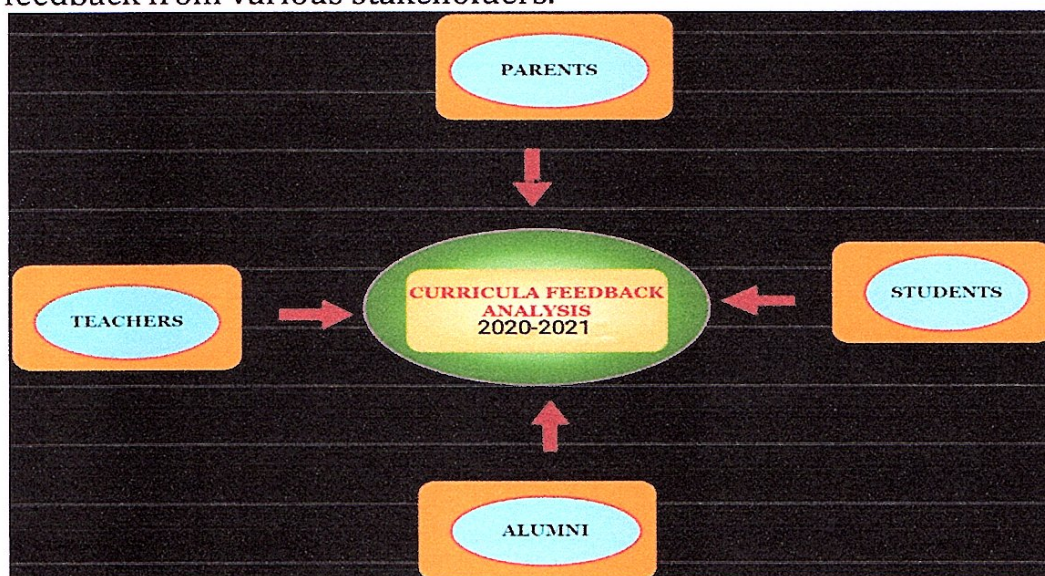
POPE'S COLLEGE (AUTONOMOUS)
Sawyerpuram



CURRICULA FEEDBACK ANALYSIS REPORT (2020-2021)

DATA COLLECTION AND ANALYSIS

Curricula Analysis is a process utilized by our college to solicit information from a variety of sources on different aspects of the curriculum. Most often, information solicited in this feedback process includes feedback from all the stakeholders of the College. The IQAC of the college has developed the online feedback mechanism (Structured rating based Google forms) and obtaining feedback from various stakeholders.

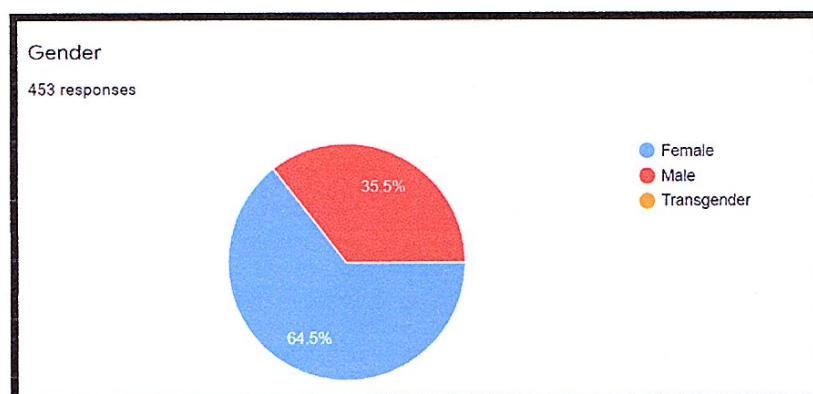


The IQAC of the college collects feedback form from the students, teachers, alumni and parents pertaining to the varied aspects of the curriculum they studied for continuous improvement in curriculum development and enrichment. The feed back forms have been designed with the help of Google forms and shared with the stakeholders through social media groups. They are required to submit their responses to a set of ten statements on a 5-point Likert Scale in which choices range from Strongly Disagree(1)to Strongly Agree(5) and 2-point Likert Scale (Yes or No).

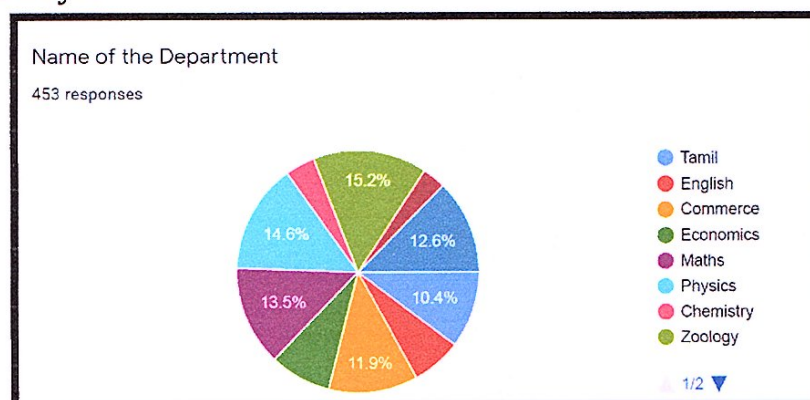
In order to arrive to comprehensive results, useful statistical tool percentage have been used. The feedback thus received is then analysed. The analysis of the stakeholders' feedback for the session 2020-2021, is presented as Stakeholders-wise and is as follows:

STUDENT FEEDBACK ON CURRICULA

Student's Profile



The students are the most important stakeholders of Higher Education systems. The interest and participation of students at all levels in both internal quality assurance and external quality assurance have to play a central role. We have collected online feedback from our under graduate students and post graduate students. We have received total 453 student's online feedback on the curriculum of the various programmes designed by the college. The above chart shows that 64.5% of respondents were girls and 35.5% were boys.



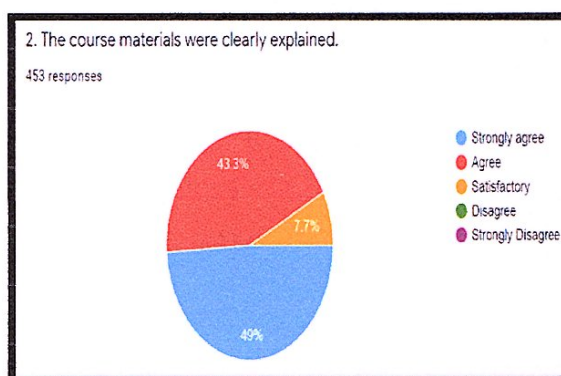
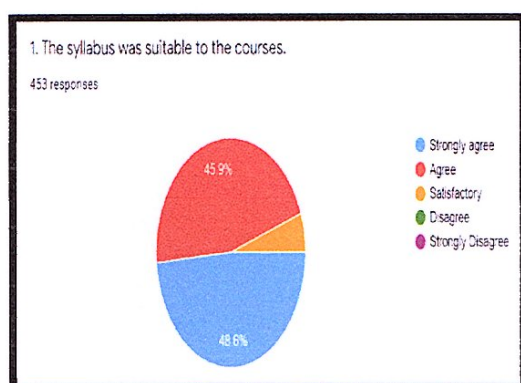
The above Chart depicts the course wise classification of student respondents. It was noticed that 15.2% responses were received from Zoology department students, 14.6% from Physics department students, 13.5% from Maths students , 12.6% responses from Tamil and 11.9% responses were collected from Commerce students. The remaining percentage of responses were collected from Chemistry, Economics and English students.

TABLE.1 SHOWING THE STUDENTS RESPONSES ON CURRICULA

Sl no	Question	N=453 Responses in %				
		Strongly Agree	Agree	Neutral	Disagree	Strongly Disagree
1	The syllabus was suitable to the courses.	48.6	45.9	5.5	-	-
2	The course materials were clearly explained.	49	43.3	7.7	-	-
3	Understanding the course content easily.	42.2	50.6	7	0.2	-
4	The reading materials regarding curriculum were easily available.	43.5	47	8.8	0.7	-
5	The curriculum developed Computer Skills.	36.6	45.5	12.8	5.1	-
6	The global issues were reflected in the curriculum.	39.5	47.2	10.8	2.5	-
7	Tests and assignments were Useful.	51.9	40.6	7.3	0.2	-
8	The Curriculum developed job-oriented skills on you.	41.3	47	10.8	8.1	-
9	The courses promoted Value Education.	45	48.3	6.7	-	-
10	The curriculum helped in developing your personality.	47.5	44.4	8.2	-	-

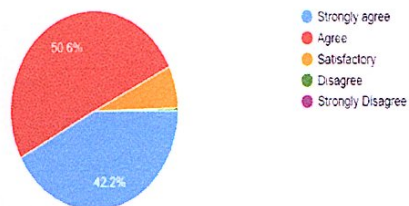
After analysing the data collected from the students, on an average 44.5% students were strongly agree, 45.9% were agree, 8.5% were neutral and 1.68% were disagree with the curricula of the various programmes designed by the College.

CHARTS SHOWING THE STUDENTS RESPONSES ON CURRICULA 2020- 2021



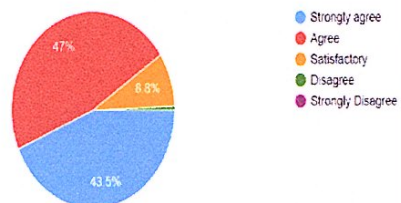
3. Understanding the course content easily.

453 responses



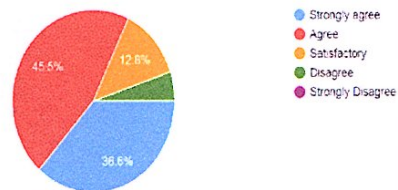
4. The reading materials regarding curriculum were easily available.

453 responses



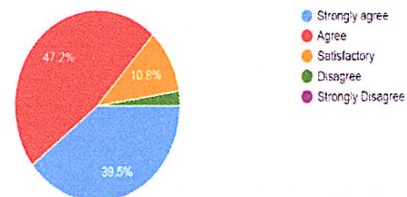
5. The curriculum developed Computer Skills.

453 responses



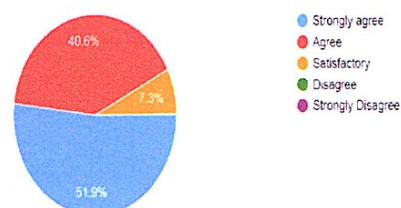
6. The global issues were reflected in the curriculum.

453 responses



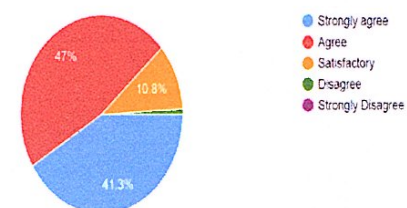
7. Tests and assignments were Useful.

453 responses



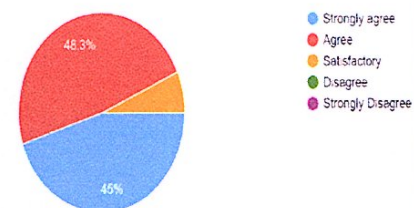
8. The Curriculum developed job-oriented skills on you.

453 responses



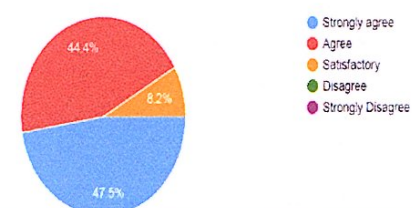
9. The courses promoted Value Education.

453 responses

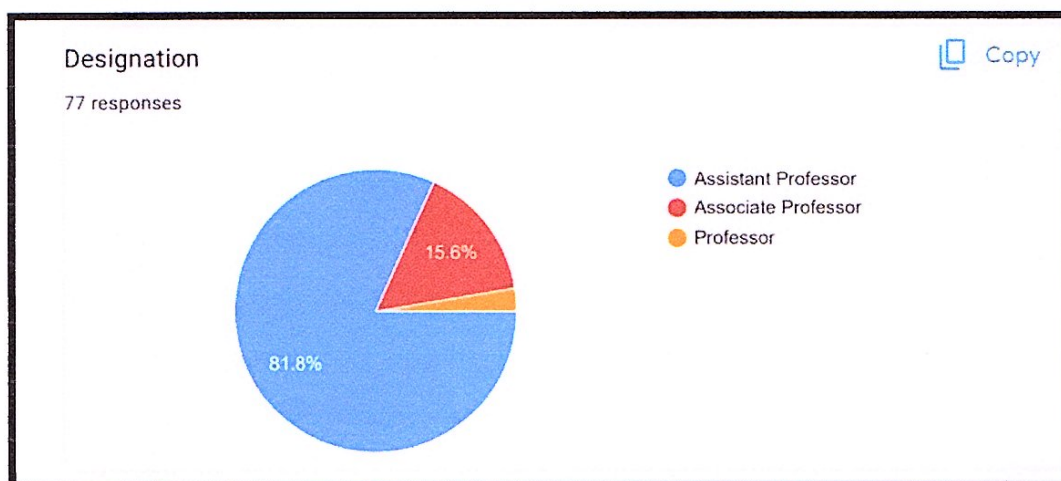


10. The curriculum helped in developing your personality.

453 responses

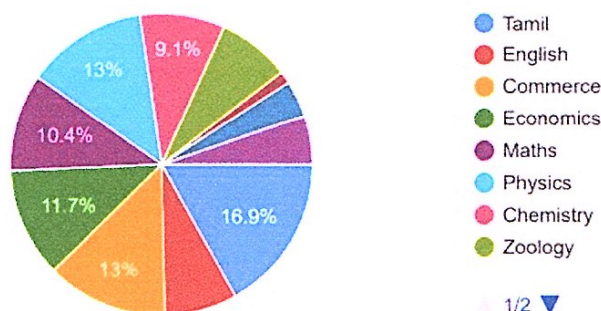


TEACHERS FEEDBACK ON CURRICULA



Teacher profile data was collected by sending Google form to faculties of various programmes. A total number of 77 responses have been collected from the teachers, the above chart shows that, 81.8% were Assistant Professors 15.5% were Associate Professors and 2.5% were Professors. The received 77 teachers' feedback regarding curriculum were analysed.

77 responses



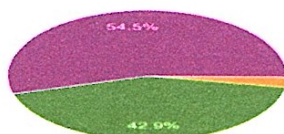
The above Chart depicts the course wise classification of teacher respondents. It was noticed that 16.9% responses were received from Tamil department teachers, 13% from Commerce and physics teachers, 11.7% from Economics department teachers, 10.4% responses from Maths teachers, and 9.1% responses were collected from Chemistry teachers. The remaining percentage of responses were collected from Zoology and English students.

CHARTS SHOWING THE TEACHERS RESPONSES ON CURRICULA 2020- 2021

1. Syllabus is suitable to the courses that you have handled.

[Copy](#)

77 responses

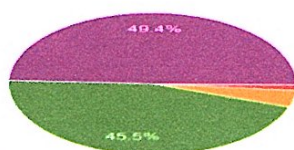


Strongly disagree
Disagree
Neutral
Agree
Strongly agree

2. Syllabus is need based

[Copy](#)

77 responses

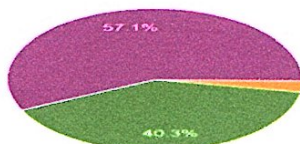


Strongly disagree
Disagree
Neutral
Agree
Strongly agree

3. Aims and objectives of the syllabi are well defined and clear to teachers and students

[Copy](#)

77 responses



Strongly disagree
Disagree
Neutral
Agree
Strongly agree

4. Sufficient number of prescribed books are available in the Library

[Copy](#)

77 responses

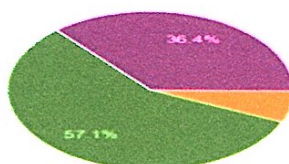


Strongly disagree
Disagree
Neutral
Agree
Strongly agree

5. The course / syllabus has good balance between theory and application

[Copy](#)

77 responses



Strongly disagree
Disagree
Neutral
Agree
Strongly Agree

6 The course / syllabus has made me interested in the subject area

[Copy](#)

77 responses



7 The course / syllabus of this subject increased my knowledge and perspective in the subject area

[Copy](#)

77 responses



8 The programme carries sufficient number of optional papers.

[Copy](#)

77 responses



9 The books prescribed / listed as reference materials are relevant, updated and appropriate.

[Copy](#)

77 responses



10 The curriculum is sufficient to cover the programme / course outcomes.

[Copy](#)

77 responses



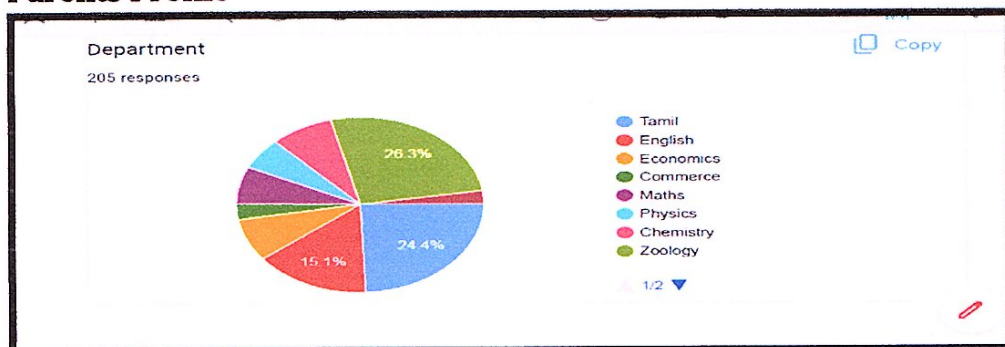
TABLE. 2 SHOWING THE TEACHERS RESPONSES ON CURRICULA 2020 – 2021

Sl. No	QUESTIONS	N=77 RESPONSES IN %				
		Strongly Agree	Agree	Neutral	Disagree	Strongly Disagree
1	Syllabus suitability to the courses that you have handled.	54.5	42.9	2.6	-	-
2.	Syllabus Is need based	49.4	45.5	3.9	1.3	-
3	Aim and objectives of the syllabi are well defined and clear to teachers and student	57.1	40.3	2.6	-	-
4	Sufficient number of prescribed books are available in the library	49.4	40.3	7.8	2.6	-
5	Course/ syllabus has good balance between theory and application	36.4	57.1	6.5	-	-
6	The course/ syllabus has made me interested in the subject area.	53.2	42.9	2.6	1.3	-
7	The course/syllabus of their subject increased my knowledge and perspective in the subject area.	59.7	37.7	2.6	-	-
8	The programme carries sufficient optional papers.	36.4	55.8	6.5	1.3	-
9	The books prescribed/ listed as reference materials are relevant, updated and appropriate	40.3	55.8	3.9	-	-
10	Curriculum is sufficient to cover the program/course outcomes.	49.4	46.8	3.9	-	-

After analysing the data collected from the teachers, on an average 49% teachers were strongly agree, 47% were agree, 4.29% were neutral and 0.65% were disagree with the curricula of the various programmes designed by the College.

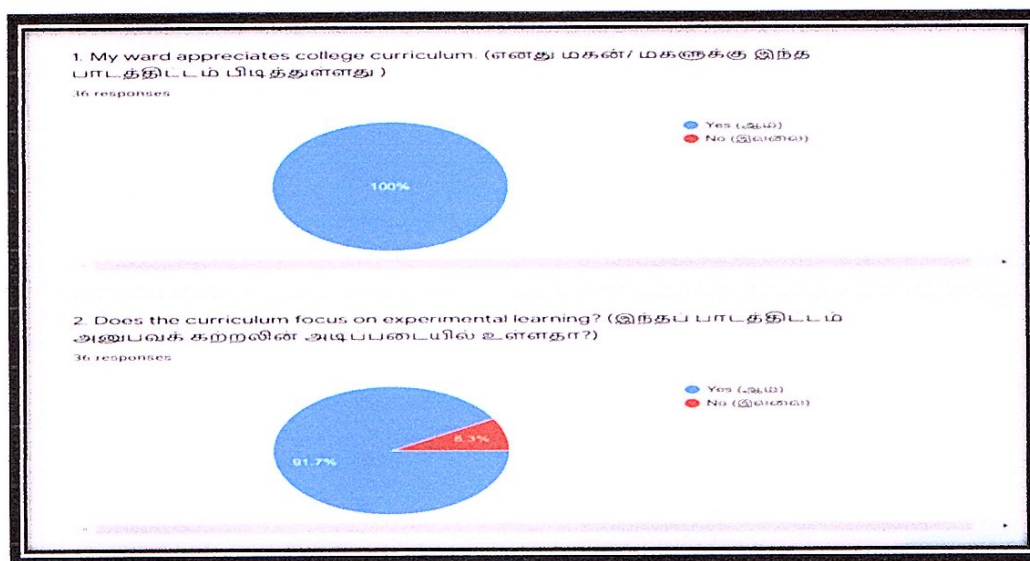
PARENTS' FEEDBACK ON CURRICULA 2020- 2021

Parents Profile



Parents profile data was collected by sending Google form to UG and PG student's parents. Totally 205 responses have been collected from the parents. Names of both students and parents, their contact number details were also collected. The above chart shows that, 26.3% of respondents were parents of Zoology department students, 24.4% were parents of Tamil department students and 15.1% were parents of English department students and remaining responses were collected from parents of Economics, Commerce, Chemistry, Physics, Maths and BBA department students.

CHARTS SHOWING THE PARENTS RESPONSES ON CURRICULA 2020- 2021



3. Do the courses promote value Education? (இந்த படிப்பு மதிப்பு கல்வியை ஊக்குவிக்கிறதா?)

36 responses



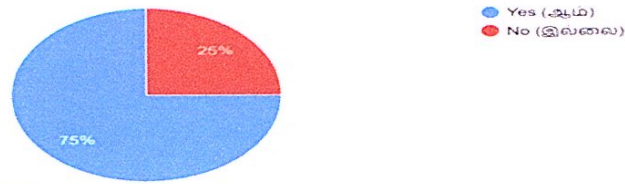
4. Do the Career oriented program provides sufficient Career Training? (இந்த தொழில் சார்ந்த இட்டம் போதிய அளவு தொழில் பயிற்சி அளிக்கின்றதா?)

36 responses



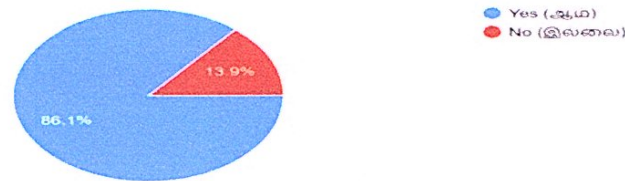
5. Is the Curriculum sufficient to meet the demands of the job opportunities? (இந்தப் பாடத்திட்டம், வேலை வாய்ப்புத் தேவைகளை சந்திக்கப் போதுமானதாக உள்ளதா?)

36 responses



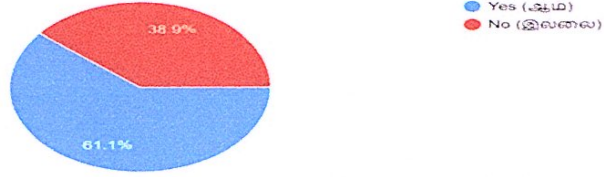
6. Does the Curriculum provide a chance for personality Development? (இந்தப் பாடத்திட்டம் ஆளுமை வளர்ச்சிக்கு உதவுகிறதா?)

36 responses



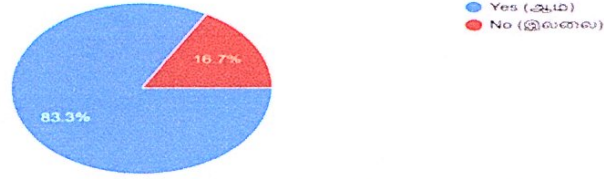
7. Does the Curriculum develop Computer Skills? (இந்தப் பாடத்திட்டம் கணினி திறன்களை உருவாக்குகிறதா?)

36 responses



8. Does the curriculum serve the needs of the society? (இந்தப் பாடத்திட்டம் சமுதாய தேவைகளை சந்திப்பதாக உள்ளதா?)

36 responses



9. Are the Teachers accessible and approachable for all matters of concern? (மாணவர்களின் பாடம் சார்ந்த மற்றும் பிற பிரச்சினைகளை எளிதாக உணர்ந்து கொண்டு அவற்றை அணுகக்கூடியவர்களாக ஆசிரியர்கள் இருக்கின்றார்களா?)

36 responses



10. Do you feel that the Infrastructures (Labs, Classrooms, Library & Canteen) are well maintained? (உள்கட்டமைப்புவசதிகள் (ஆய்வுக்கூடம், வகுப்பறைகள், நூலகம் மற்றும் சிறுநுண்ணிச்சாலை) சிறப்பாக பராமரிக்கப்படுகிறது என உணருகிறீர்களா?)

36 responses



TABLE. 3 SHOWING THE PARENT 'S RESPONSES ON CURRICULA 2020 – 2021

Sl. No	QUESTIONS	RESPONSES IN % N=205	
		Yes	No
1	My ward appreciates he college curriculum	100	
2	Does the curriculum focus on experimental learning	98.5	1.5
3	Do the courses promote value education.	99.5	0.5
4	Do the career oriented program provides sufficient career training.	95.6	4.4
5	Curriculum sufficient to meet the demands of the job opportunities	94.1	5.9
6	Curriculum provided a chance for personality development.	99	1
7	Curriculum develops computer skills	75.1	24.9
8	Does the curriculum serves the needs of the society	96.1	3.9
9	Are the teachers accessible and approachable for all matters of concern.	99	1
10	Do you feel that the infrastructures like labs, classrooms, library & canteen were well maintained	98	2

After analysing the data collected from the parents, on an average 95.49% parents were agree, 4.51% were disagree with the curricula of the various programmes designed by the College.

ALUMNI FEEDBACK ON CURRICULA 2020- 2021

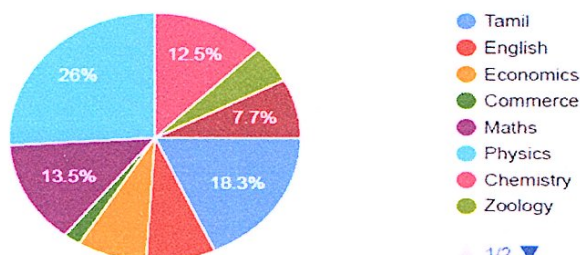
Alumni Profile

Feedback of the Alumni is an essential component for analysis and improvement in the higher education academic culture. Once out of the formal structure, the Alumni can objectively talk about the challenges faced by them

Department

104 responses

 Copy

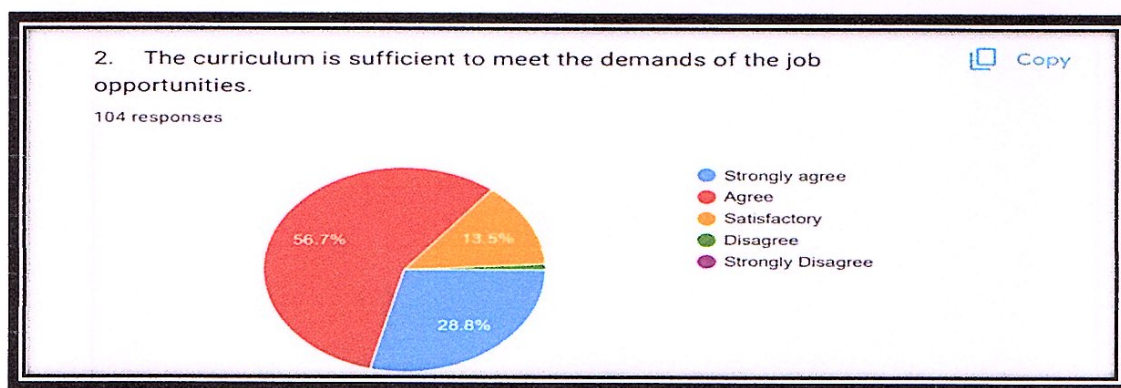
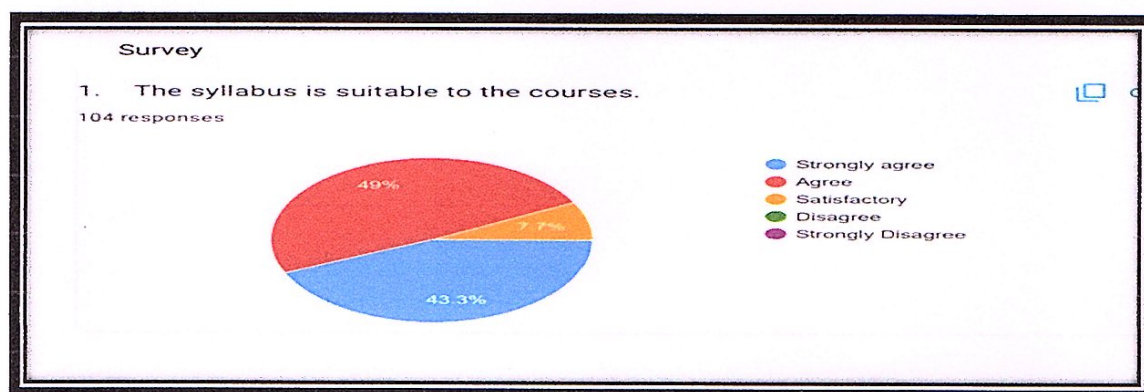


1/2 ▼

vis- à-vis the curriculum with special reference to its utility in the job market. We appeal our alumni to provide their sincere feedback on curricula. We have received total 104 alumni online feedback on Curricula designed by Pope's College. Based on the responses of the alumni, the analysis is done as follows:

Alumni profile data was collected by sending Google form to Alumni of various year of study. Alumni's name, department, year of study and their educational qualification details were collected. The above chart shows that, 26% of respondents were Alumni of Physics department, 18.3% were alumni of Tamil department, 13.5% were Alumni of Maths department, 12.5% were alumni of Chemistry department and 7.7% were alumni of English department and remaining responses were collected from alumni of Zoology , Commerce, and IT department students

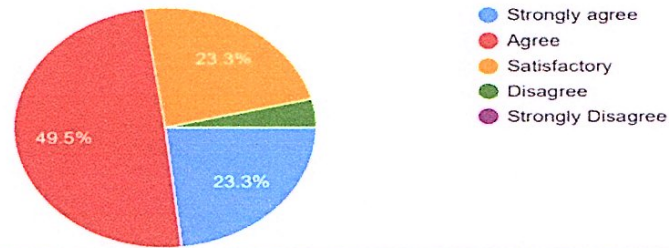
CHARTS SHOWING THE ALUMNI RESPONSES ON CURRICULA 2020- 2021



3. The curriculum develops Computer Skills.

 Copy

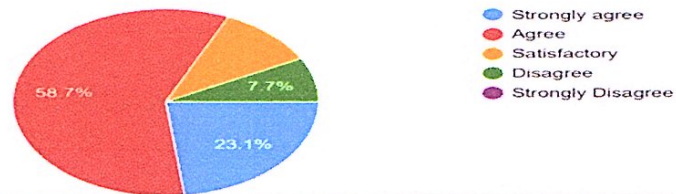
103 responses



5. The global issues are reflected in the curriculum.

 Copy

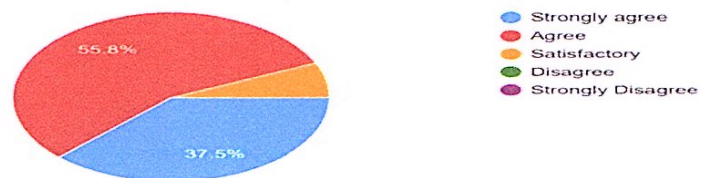
104 responses




4. The courses promote Value Education.

 Copy

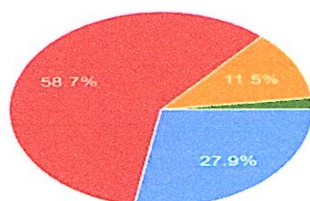
104 responses



6. The curriculum serves the needs of the society.


 Copy

104 responses

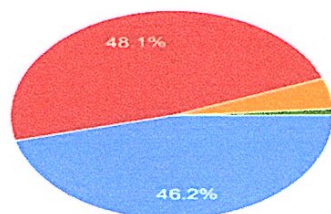


● Strongly agree
● Agree
● Satisfactory
● Disagree
● Strongly Disagree

7. The curriculum helps in developing your personality.

 Copy

104 responses

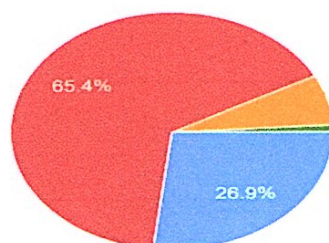


● Strongly Agree
● Agree
● Satisfactory
● Disagree
● Strongly Disagree

8. The curriculum is effective for development of entrepreneurship.

 Copy

104 responses

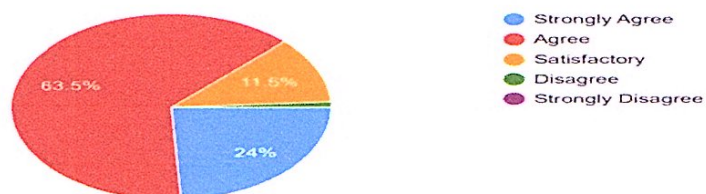


● Strongly Agree
● Agree
● Satisfactory
● Disagree
● Strongly Disagree

9. The syllabus is effective in developing skill oriented human resources.

 Copy

104 responses



10. The reading materials regarding curriculum are easily available.

 Copy


104 responses



TABLE. 4 SHOWING THE ALUMNI RESPONSES ON CURRICULA 2020 – 2021

Sl. No	QUESTIONS	N= 104 RESPONSES IN %				
		Strongly Agree	Agree	Satisfactory	Disagree	Strongly Disagree
1	The syllabus is suitable to the course	43.3	49	7.7	-	-
2.	The curriculum is sufficient to meet the demands of the job opportunities	28.8	56.7	13.5	1	-
3	The curriculum develops computer skills.	23.3	49.5	23.3	3.9	-
4	The courses promote value education.	37.5	55.8	6.7	-	-
5	The global issues are reflected in the curriculum	23.1	58.7	10.6	7.7	-
6	The curriculum serves the need of the society	27.9	58.7	11.5	1.9	-
7	The curriculum helped in developing their personality	46.2	48.1	4.8	1	-
8	The curriculum is effective for development of entrepreneurship.	26.9	65.4	6.7	1	-
9	The syllabus is effective in developing skill oriented human resources	24	63.5	11.5	1	-
10	The reading materials regarding curriculum are easily available	33.7	55.8	9.6	1	-

After analysing the data collected from the alumni, on an average 31.47% alumni were strongly agree, 56.12% were agree, 10.59% were satisfactory, 1.85% were disagree with the curricula of the various programmes designed by the College.


PRINCIPAL
POPE'S COLLEGE
 (Autonomous)
 SAWYERPURAM-628251